

## Leading Energy Transition



# ACWA Power: Proven Global and Local Track Record



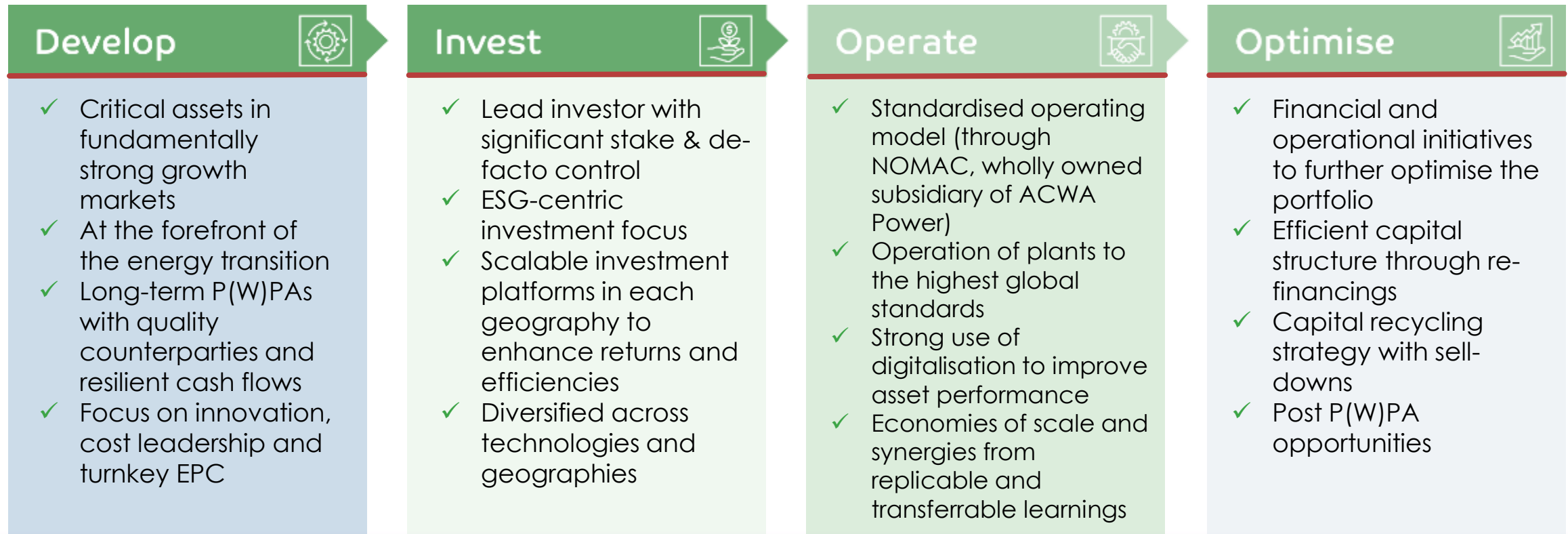
**Largest Private Power producer in Middle East.**  
**Largest private water desalination Company in the world**  
**First Mover in Green Hydrogen**



<p>Saudi Arabia <b>2004</b></p> <p>Morocco, South Africa, Turkey <b>2012 – 2014</b></p>	<p>Jordan, Oman <b>2008 – 2010</b></p> <p>Azerbaijan, Bahrain, Egypt, UAE, Uzbekistan, Indonesia, Kuwait, China, Senegal <b>2015 – 2025</b></p>
---	---

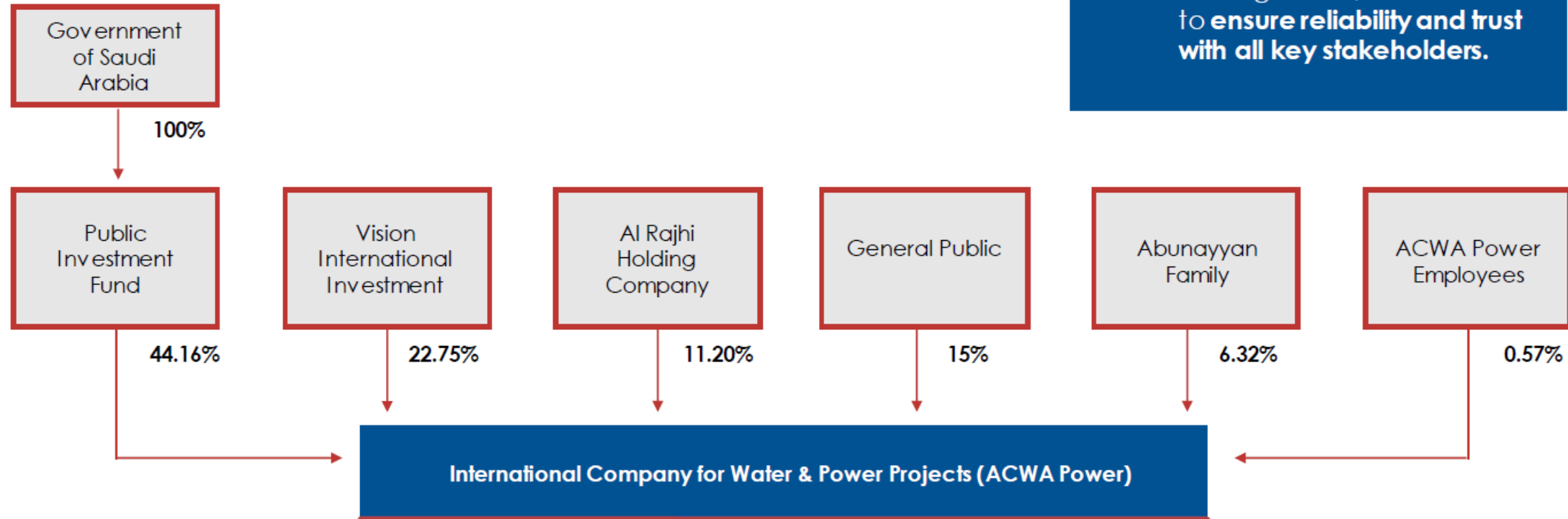
\* Figures inclusive of advanced development projects

Our Develop, Invest, Operate, Optimise business model encompasses the entire lifecycle of an asset. We develop projects, invest in them, and operate them, continually looking into how we can optimise their financial structures, enabling us to allocate and extract returns throughout the asset's lifecycle.



## ACWA Power- Share Holding

Supportive and reputable shareholder base



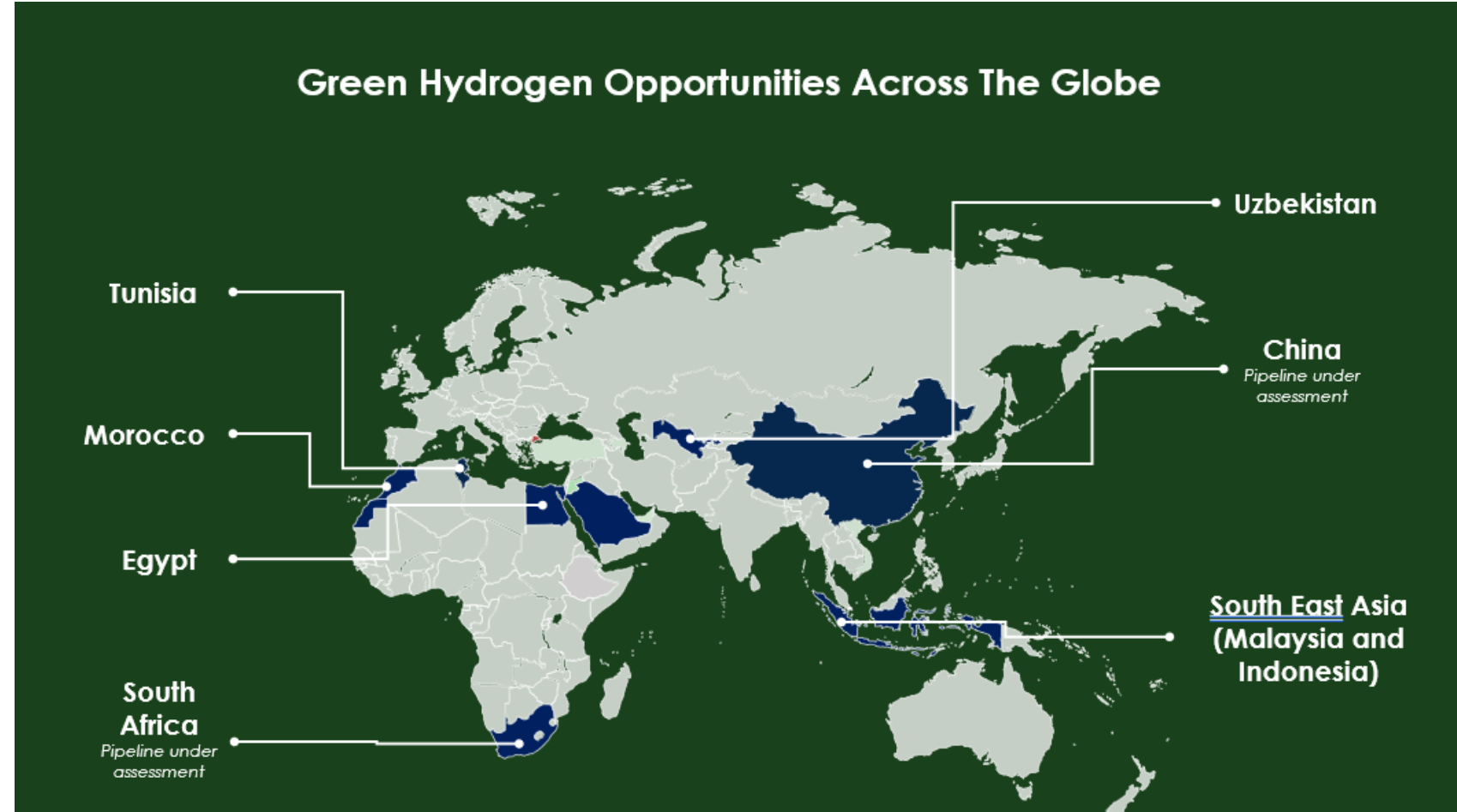
“

We **operate voluntarily** under global standards of corporate governance and risk management, to **ensure reliability and trust with all key stakeholders.**



ACWA Power is amongst the only few companies globally that have

- 1) Achieved COD for 20 MW Green Hydrogen project in Uzbek
- 2) Large scale Ammonia production facility 1.2 MTPA under construction COD end 2026/ early 2027. NEOM
- 3) Large scale Ammonia production 2.5 MTPA under FEED (Yanbu)



**ACWA Power: A credible developer with proven track record of developing Green Hydrogen Ammonia projects**

# NEOM Green Hydrogen Project

# Overview

## VISION

To lead the world in its transition to a carbon-free future, powered by the cleanest and most efficient fuel.

## MISSION

To harness the most advanced technology with the motivation and expertise of our people to enable the large-scale adoption of green hydrogen as the clean solution to the world's growing energy demands.

**20,000 HEAVY DUTY VEHICLES**  
fueled by green hydrogen daily

**5 MMtons OF CO2**  
saved per year

**300 DIRECT JOBS**  
created by NGHC,  
when fully operational



# Key Facts & Figures

## UP TO 600 TONNES

of carbon-free hydrogen produced per day

## OVER 2.2 GW

electrolysis package to generate H<sub>2</sub> from water

## 4 GW SOLAR & WIND

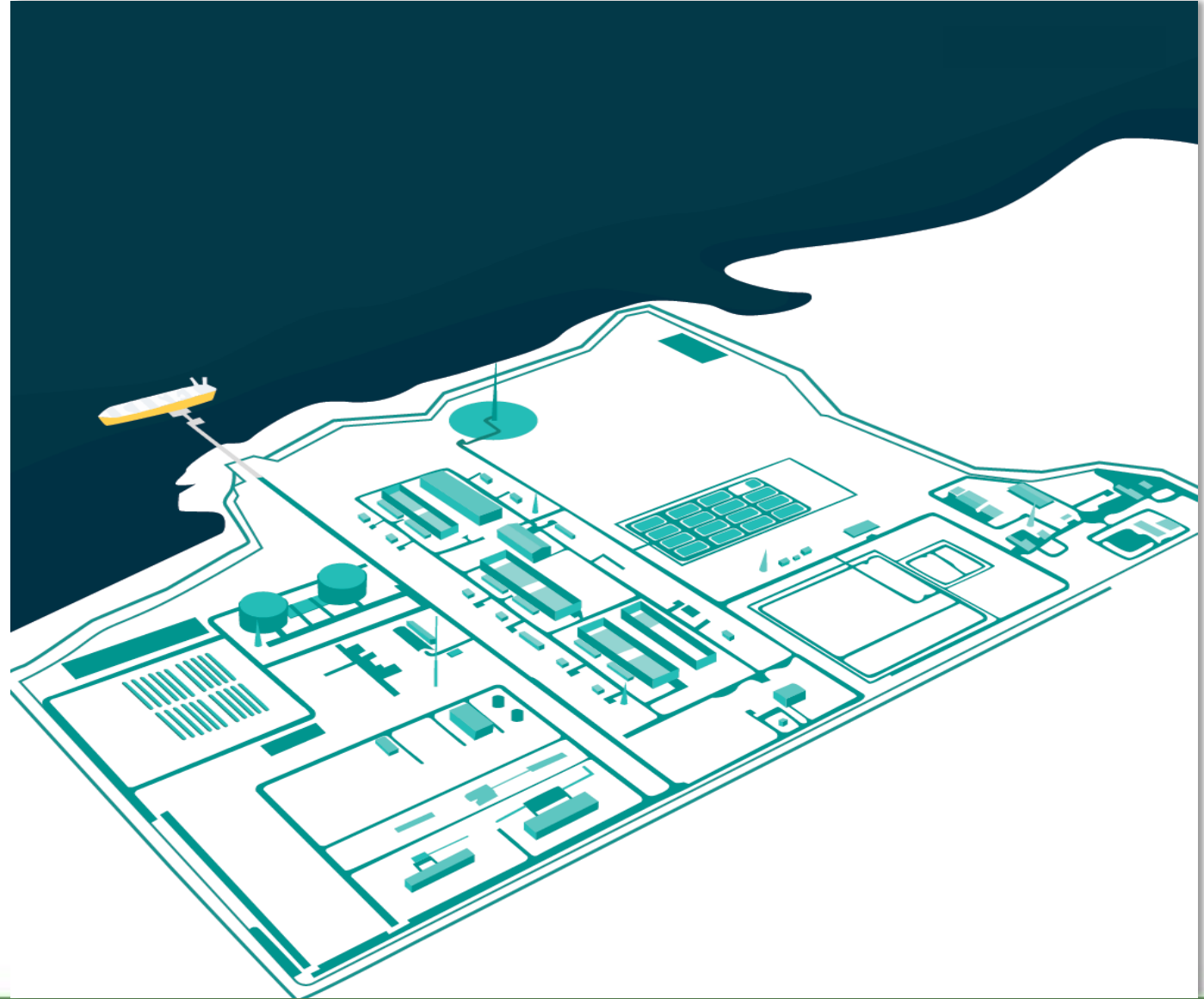
Generated from within the NEOM region across an NGHC owned transmission system

## UP TO 1.2 M TONNES

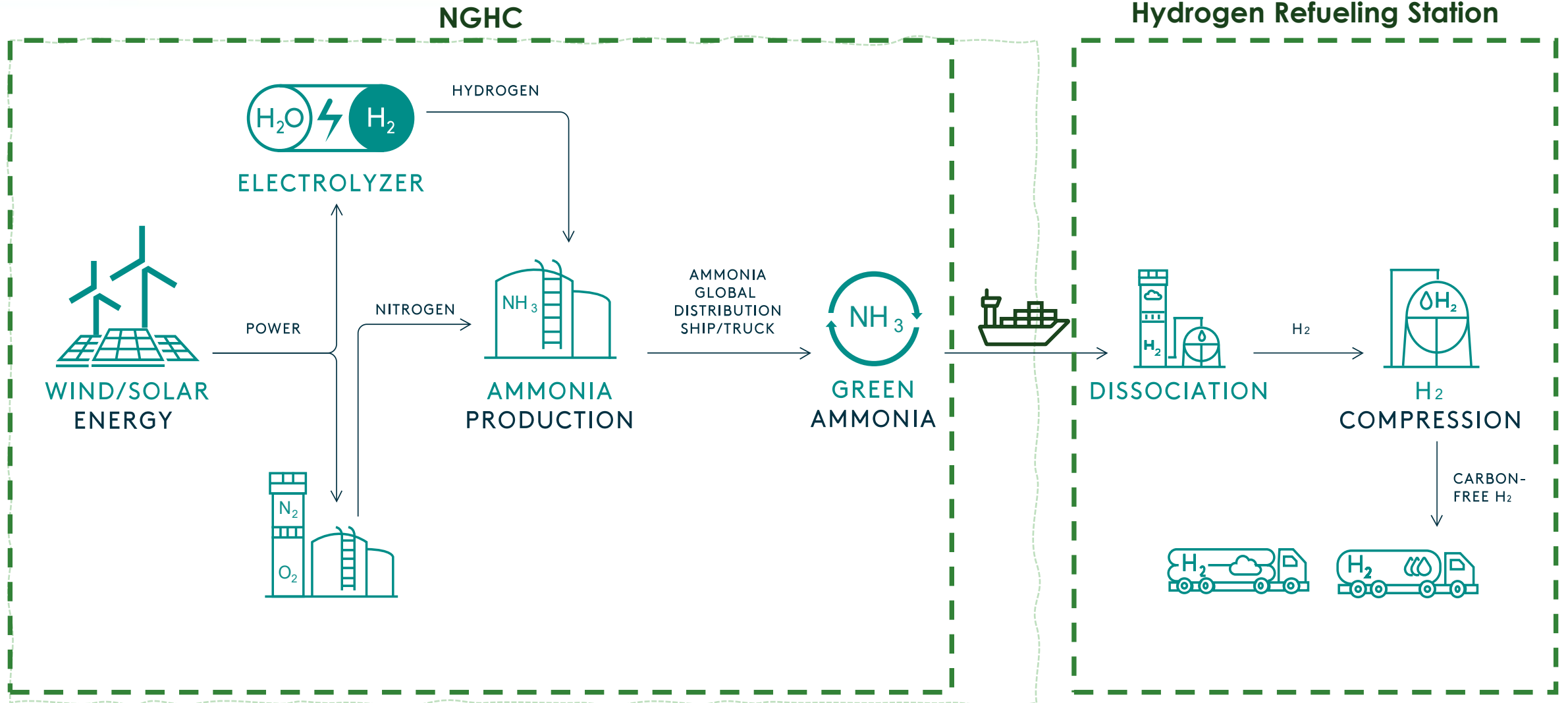
green ammonia exported annually from 2026

## DEDICATED JETTY

NGHC's jetty will be used for the direct transfer of green ammonia to tanker ships



# The Production Process



## Financial Close – May 2023

8.4 bn USD total investment package

## Non-recourse Project Financing

5.9 bn USD senior loan

0.5 bn USD mezzanine loan

2.1 bn USD equity

## High international appetite

2.75 bn USD KSA institutions – NDF & SIDF

0.6 bn USD ECA financing – Euler Hermes

2.5 bn USD commercial financing

- *KSA commercial banks – SABB, SNB, Riyadh Bank, Saudi Fransi, Alinma Bank*
- *Regional commercial banks – FAB, ADCB, APICORP*
- *International commercial banks – HSBC, Standard Chartered, MUFG, BNP Paribas, Natixis, SMBC, KfW IPEX, Norinchukin, Mizuho, JP Morgan, DZ Bank, KDB, Credit Agricole*



# Yanbu Green Hydrogen Project

# KSA Positioned to Deliver the World's one of the most Competitive GH2 from the beginning of 2030s

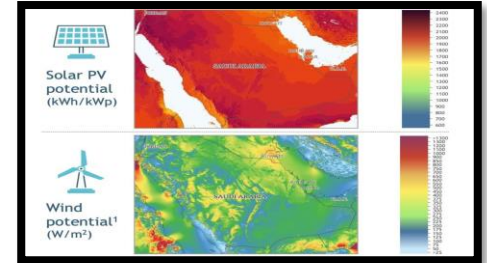
## ACWA Power Welcoming Strategic Partnerships



**Unparalleled solar resources:** Global leader in solar endowment; capacity factor >38%

**Competitive wind resources:** Wind resource in allocated site result in 35-40% capacity factor

**High ammonia loop utilization:** ~85% capacity utilization



**Government GH2 mandate:** GH2 a priority area in Kingdom's Vision 2030; full government backing through Ministry of Energy

**Land allocation:** Optimal land allocated with expansion potential; RoW & grid integration opportunity will be facilitated by gov't

**Investor-friendly tax framework:** Most competitive taxation scheme among GH2 producing jurisdictions



**EnBW** joined the project in July as a co-developer and is now designated preferred demand aggregator for EU key markets

EnBW will provide strong support to offtake in Europe and is working on establishing credible chain of customers in the EU markets.



**World leading partner:** EnBW joined the project in July as a co-developer and preferred demand aggregator

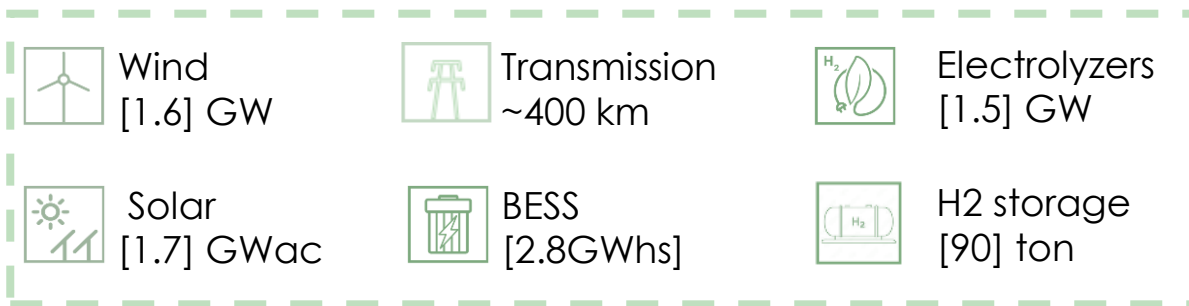
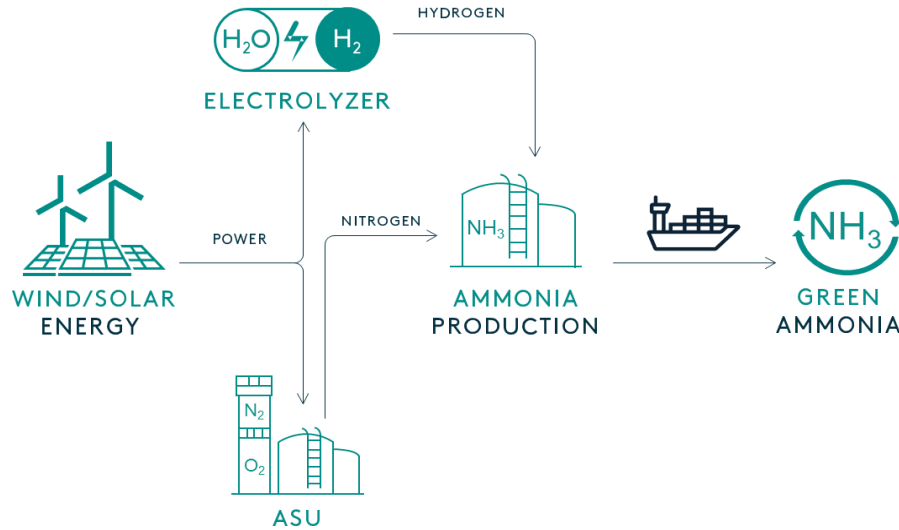
**World logistics hub:** Strategically located with unparalleled access to identified Green Ammonia **export markets**

**World class export infrastructure:** Highly efficient and integrated export infrastructure



# One of the largest green ammonia projects driven by national mandate – about 2.5 Mtpa total by 2030

Scope for **1 out of 3 Green Ammonia Trains** – each targeting ~0.85 Mtpa of Green Ammonia (2,700 TPD)



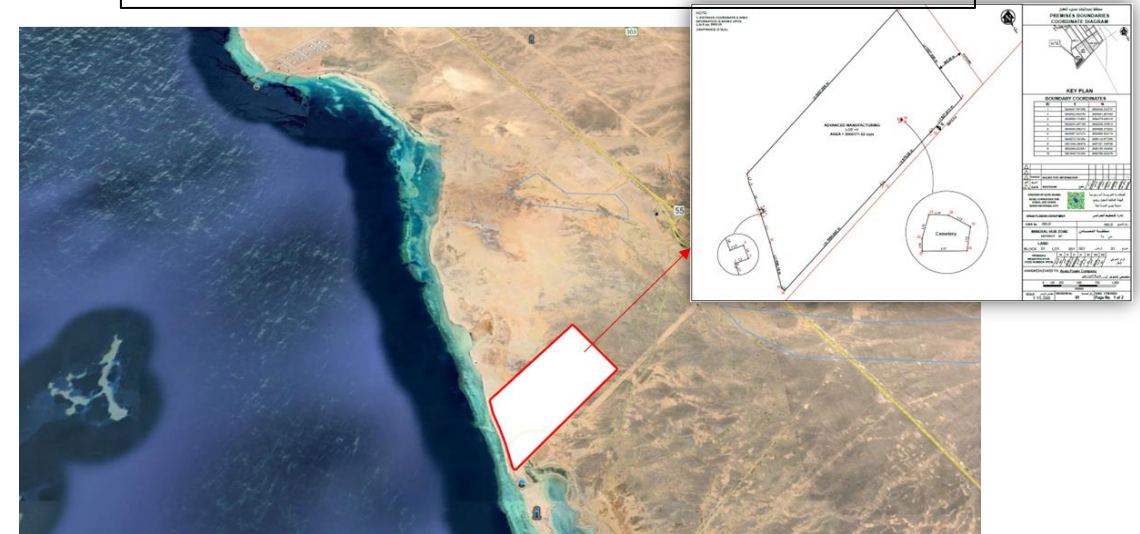
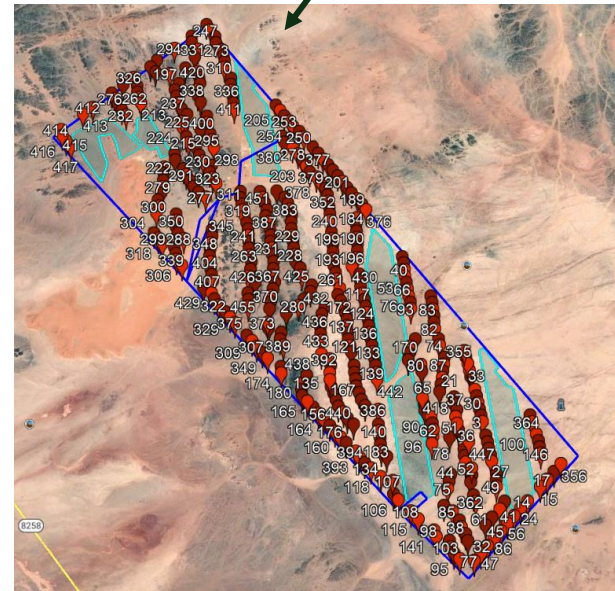

Multiple configurations under continuous optimization to achieve the most competitive LCOA

Development to produce 400 ktpa GH2 (2.5 Mtpa Green Ammonia) by 2030 equivalent to 2x NGHC-sized projects	
<b>Process Area</b>	5 km <sup>2</sup> allocated in Royal Commission of Yanbu (RCY)
<b>Renewables Area</b>	1,000 km <sup>2</sup> allocated in Al Hisu, Madinah region
<b>Transmission Network</b>	Right-of-Way (ROW) route survey for 400km OHTL completed; securing ROW in collaboration with KSA Ministry of Energy
<b>Off-take</b>	Targeting European and Asian markets

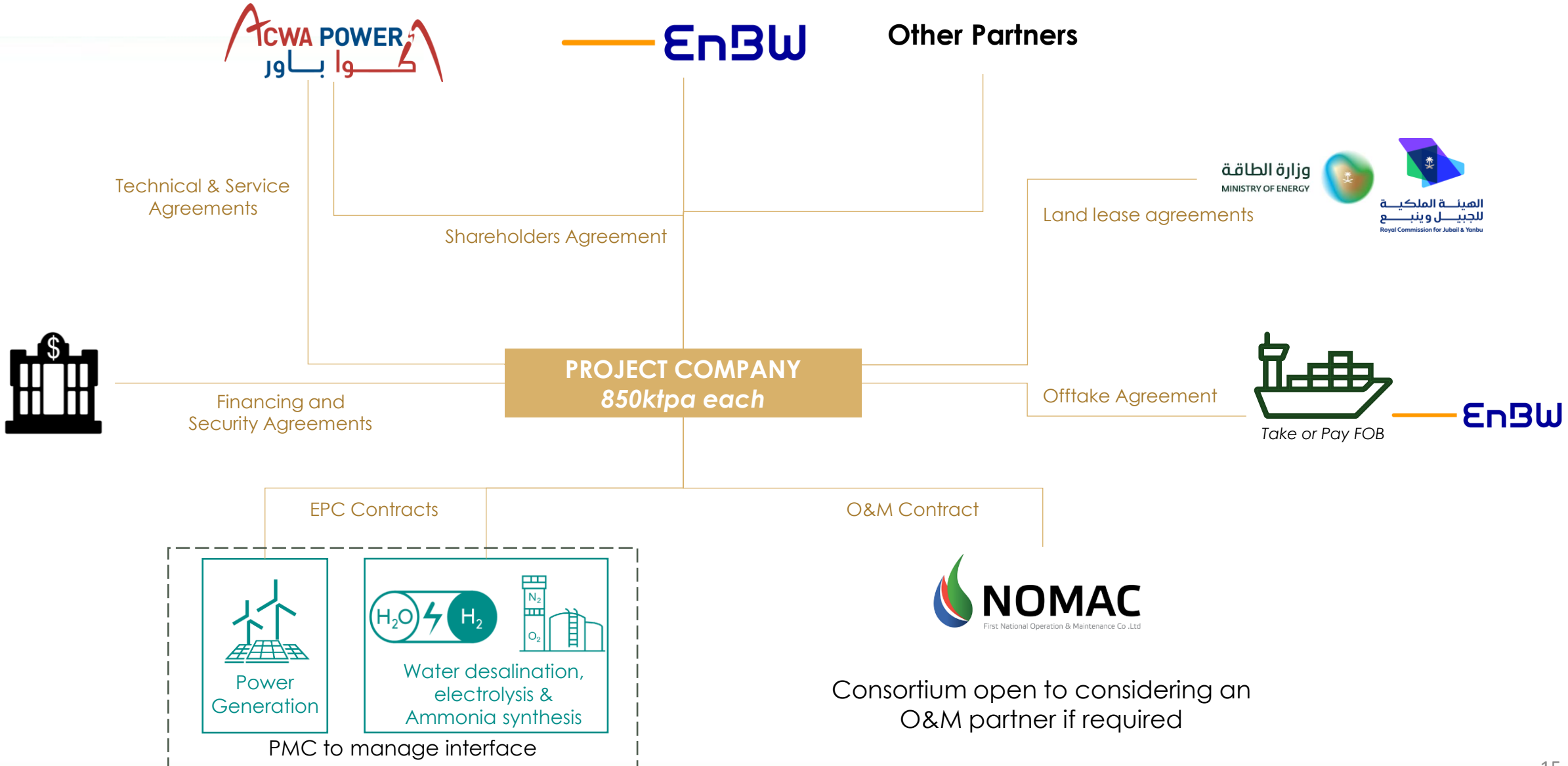


- North portion of 1000 Sq Kms formally allocated
- Additional south portion of 273 Sq Kms under finalization to allow further expansion of wind farm improving the wake loses

## Process Plant Location- RCY



# Project Structure



شكراً

Thank you